



catalogo cocinas 2018

05 monomandos

napoles 6
york 7
zurich / maxi-4b / maxi4b- plus 8
coral / alinda 9
venus / paris / aristos 10
aristos curvo / marte / lisboa 11
focus-2017 / focus-2014 / mix 12
alzira / neos / silke-3 13
nova-3000 / nova fundido / nova tubular 14
nova blanco / nova-2500 / nova bajo 15
milan / milan plus 16

18 extraibles

nova bajo / nova alto / aristos 18
galaxi / bora / jara 19
nilo / londres / industrial 20
industrial plus / columna 21

22 especiales

abatible / abatible focus / gerontológico 22
osmosis / osmosis curvo / equipo de osmosis 23

sara / nova corto / nova fundido 24
nova bajo / gerontológico 25

24 monomandos pared

26

monoblocs

neoclassic / julia	26
atenas / epoca	27
epoca / paula-1 / paula-3	28
paula-1 pared / paula-3 pared	29

31

fregaderos

serie SX	31
serie SQ	32-33
serie Bajo Encimera	34-36
serie Sobre Encimera	37-40
serie Sobre Mueble	41-42

complementos	44-45
repuestos	46-47
garantía	48
condiciones de venta	49

44

complementos

empresa

Esmebra S.L. es una empresa reconocida como una de las principales distribuidoras de grifería para baño y cocina de España.

Sus productos e imagen de marca tienen una merecida reputación en el mercado a través de su exhaustiva búsqueda de calidad, innovación y servicio al cliente. Estos son los sellos de calidad distintivos de la empresa desde su fundación en 1.999.

Este compromiso sumado a la estrategia de desarrollo de nuevos productos que reflejan las necesidades del mercado son la clave del éxito de la empresa.

Esmebra S.L. is an renowned company as one of the leading distributors of bathroom and kitchen taps of Spain.

Our products and brand image mark have any available deserved reputation in the market through its exhaustive search for quality, innovation and customer service. These are the hallmarks of distinctive quality of the company since its founding in 1.999.

This commitment coupled with the strategy of developing new products that reflect the market needs are key to the success of the company .



monomandos



MONOMANDOS

napoles

MONOMANDO FREGADERO NÁPOLES / Single lever kitchen sink faucet



35 Ø CERAMIC
EM-00095171

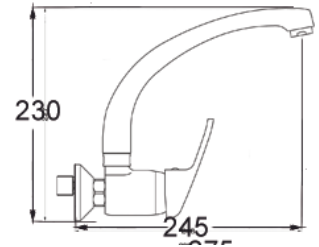


24/150 M
EM-100FAMCR



ACABADOS / Finishes

CROMO / CHROME
EM-1140NAPC



napoles

MONOMANDO FREGADERO NÁPOLES / Single lever kitchen sink faucet



35 Ø CERAMIC
EM-00095171

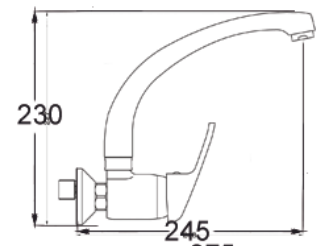


24/150 M
EM-100FAMCR



ACABADOS / Finishes

BLANCO / WHITE
EM-1140NAPB



napoles

MONOMANDO FREGADERO NÁPOLES / Single lever kitchen sink faucet



35 Ø CERAMIC
EM-00095171

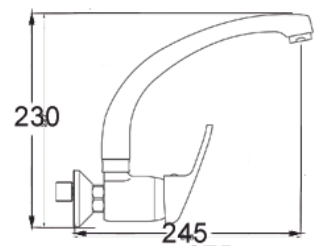


24/150 M
EM-100FAMCR



ACABADOS / Finishes

NEGRO / BLACK
EM-1140NAPN



york



MONOMANDO FREGADERO YORK / Single lever kitchen sink faucet



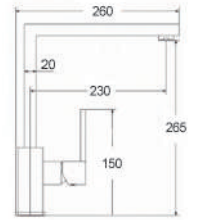
25 Ø CERAMIC
EM-00095179



16/150 M
EM-11FAMAR

ACABADOS / Finishes

CROMO / CHROME
EM-1140YORK



york



MONOMANDO FREGADERO YORK / Single lever kitchen sink faucet



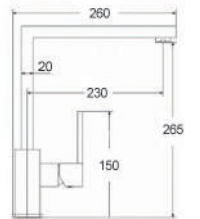
25 Ø CERAMIC
EM-00095179



16/150 M
EM-11FAMAR

ACABADOS / Finishes

BLANCO/WHITE
EM-140YORKB



york



MONOMANDO FREGADERO YORK / Single lever kitchen sink faucet



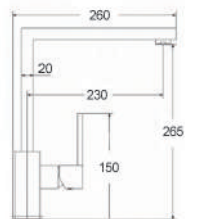
25 Ø CERAMIC
EM-00095179



16/150 M
EM-11FAMAR

ACABADOS / Finishes

NEGRO/BLACK
EM-140YORKN





MONOMANDOS

zurich

MONOMANDO FREGADERO ZURICH / Single lever kitchen sink faucet



25 Ø CERAMIC
EM-00095179

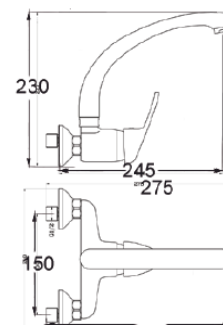


ENRASADO
EM-100MAXI



ACABADOS / Finishes

CROMO / CHROME
EM-14ZURICH



maxi4-B

MONOMANDO FREGADERO MAXI4-B PLUS / Single lever kitchen sink faucet



35 Ø CERAMIC
EM-00095171

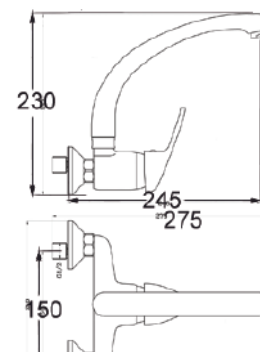


24/150 M
EM-100FAMCR



ACABADOS / Finishes

CROMO / CHROME
EM-14MAX4BP



maxi4-B

MONOMANDO FREGADERO MAXI4-B / Single lever kitchen sink faucet



35 Ø CERAMIC
EM-00095173

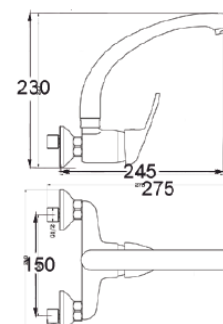


24/150 M
EM-100FAMCR



ACABADOS / Finishes

CROMO / CHROME
EM-140MAX4B



coral



MONOMANDO FREGADERO CORAL / Single lever kitchen sink faucet



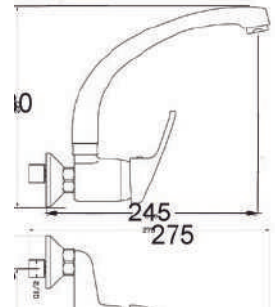
35 Ø PROGRESIV
EM-101PRO35



24/150 M
EM-100FAMCR

ACABADOS / Finishes

CROMO / CHROME
EM-140CORAL



La serie Coral ofrece la opción de apertura y mezcla con el novedoso sistema progresivo.

La tecnología progresiva representa un nuevo concepto en el funcionamiento de las griferías. Es un innovador sistema que ofrece una apertura de agua fría y caudal estable, donde el paso de agua fría a caliente es progresivo, facilitando un ahorro de agua y energía.

progresivo



Control con un giro de 180 ° hacia la derecha.
Los primeros 90° controlan el caudal de agua fría, el resto controla la mezcla de agua fría y caliente, desde menos temperatura a más.
Para cerrar, girar totalmente hacia la izquierda.

alinda



MONOMANDO FREGADERO ALINDA / Single lever kitchen sink faucet



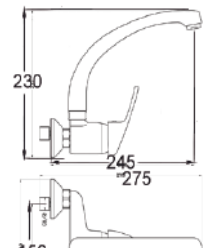
40 Ø CERAMIC
EM-00095172



24/150 M
EM-100FAMCR

ACABADOS / Finishes

CROMO / CHROME
EM-14ALINDA





MONOMANDOS

venus

MONOMANDO FREGADERO VENUS / Single lever kitchen sink faucet



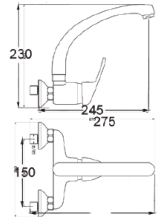
35 Ø CERAMIC
EM-00095171



24/150 M
EM-100FAMCR

ACABADOS / Finishes

CROMO / CHROME
EM-140VENUS



paris

MONOMANDO FREGADERO PARIS / Single lever kitchen sink faucet



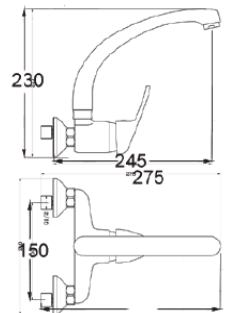
25 Ø CERAMIC
EM-00095179



16/150 M
EM-11FAMAR

ACABADOS / Finishes

CROMO / CHROME
EM-140PARIS



aristos

MONOMANDO FREGADERO ARISTOS / Single lever kitchen sink faucet



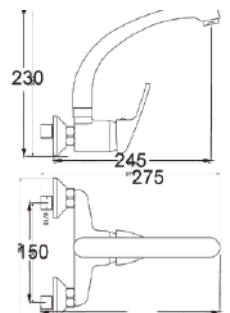
35 Ø CERAMIC
EM-00095171



16/150 M
EM-11FAMAR

ACABADOS / Finishes

CROMO / CHROME
EM-1140ARIS



aristos

novedad



MONOMANDO FREGADERO ARISTOS CURVO / Single lever kitchen sink faucet



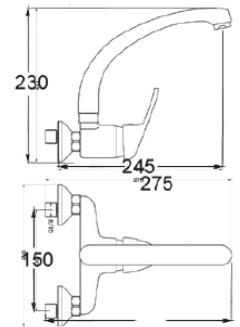
35 Ø CERAMIC
EM-00095173



20/150 H
EM-100FANEO

ACABADOS / Finishes

CROMO / CHROME
EM-1140ARCU



marTE



MONOMANDO FREGADERO MARTE / Single lever kitchen sink faucet



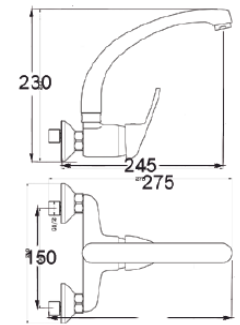
35 Ø CERAMIC
EM-00095171



24/150 M
EM-100FAMCR

ACABADOS / Finishes

CROMO / CHROME
EM-140MARTE



lisboa

novedad



MONOMANDO FREGADERO LISBOA / Single lever kitchen sink faucet



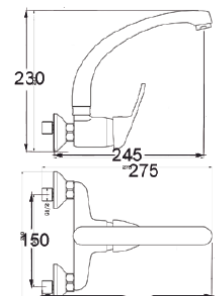
35 Ø CERAMIC
EM-101CB35E



16/150 M
EM-11FAMAR

ACABADOS / Finishes

CROMO / CHROME
EM-1140LISB





MONOMANDOS

focus

MONOMANDO FREGADERO FOCUS-2014 / Single lever kitchen sink faucet



35 Ø CERAMIC
EM-00095171

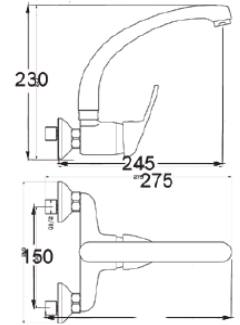


22/150 H
EM-100FAHCR



ACABADOS / Finishes

CROMO / CHROME
EM-140F2014



focus

MONOMANDO FREGADERO FOCUS-2007 / Single lever kitchen sink faucet



35 Ø CERAMIC
EM-00095171

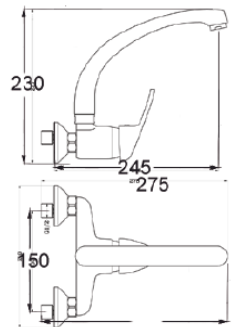


22/150 H
EM-100FAHCR



ACABADOS / Finishes

CROMO / CHROME
EM-140F2007



mix

MONOMANDO FREGADERO MIX / Single lever kitchen sink faucet



35 Ø CERAMIC
EM-00095171

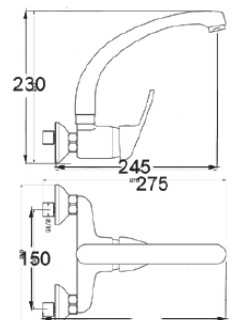


22/150 H
EM-100FAHCR



ACABADOS / Finishes

CROMO / CHROME
EM-11400MIX



alzira



MONOMANDO FREGADERO ALZIRA NEW / Single lever kitchen sink faucet



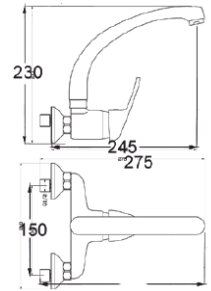
35 Ø CERAMIC
EM-00095171



24/150 M
EM-100FAMCR

ACABADOS / Finishes

CROMO / CHROME
EM-140ALZIN



neos



MONOMANDO FREGADERO NEOS / Single lever kitchen sink faucet



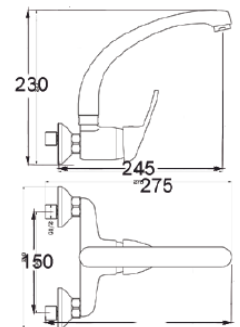
35 Ø CERAMIC
EM-00095171



24/150 M
EM-100FAMCR

ACABADOS / Finishes

CROMO / CHROME
EM-1140NEOS



silke-3

novedad



MONOMANDO FREGADERO SILKE-3 / Single lever kitchen sink faucet



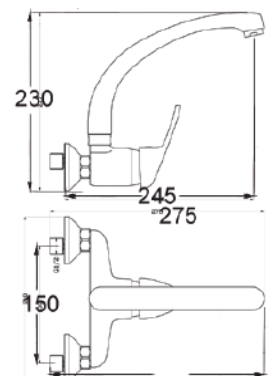
40 Ø CERAMIC
EM-00095172



24/150 M
EM-100FAMCR

ACABADOS / Finishes

CROMO / CHROME
EM-140SILK3





MONOMANDOS

nova

MONOMANDO FREGADERO NOVA-3000 / Single lever kitchen sink faucet



40 Ø CERAMIC
EM-00095172

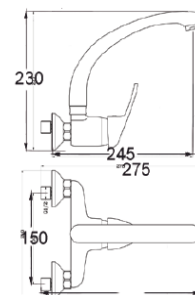


22/150 H
EM-100FAHCR



ACABADOS / Finishes

CROMO / CHROME
EM-140N3000



nova

MONOMANDO FREGADERO NOVA FUNDIDO / Single lever kitchen sink faucet



40 Ø CERAMIC
EM-00095172

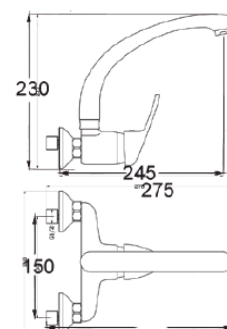


24/150 M
EM-100FAMCR



ACABADOS / Finishes

CROMO / CHROME
EM-1140F7CR



nova

MONOMANDO FREGADERO NOVA TUBULAR / Single lever kitchen sink faucet



40 Ø CERAMIC
EM-00095172

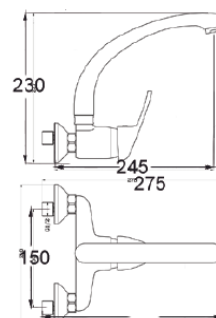


24/150 M
EM-100FAMCR



ACABADOS / Finishes

CROMO / CHROME
EM-1140T7CR



nova



MONOMANDO FREGADERO NOVA TUBULAR / Single lever kitchen sink faucet



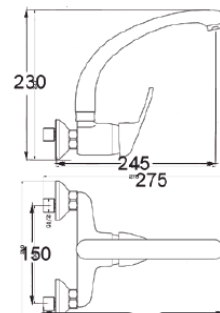
40 Ø CERAMIC
EM-00095172



24/150 M
EM-100FAMCR

ACABADOS / Finishes

BLANCO / WHITE
EM-1140NFBL



nova



MONOMANDO FREGADERO NOVA-2500 / Single lever kitchen sink faucet



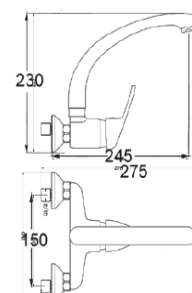
40 Ø CERAMIC
EM-00095172



24/150 M
EM-1100FMCRC

ACABADOS / Finishes

CROMO / CHROME
EM-140N2500



nova



MONOMANDO FREGADERO NOVA C/BAJO / Single lever kitchen sink faucet



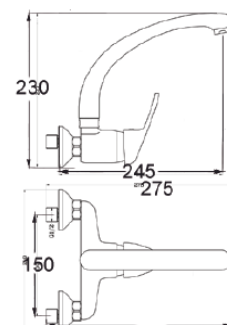
40 Ø CERAMIC
EM-00095172



24/150 M
EM-100FAMCR

ACABADOS / Finishes

CROMO / CHROME
EM-140NCBCR





MONOMANDOS

milan

MONOMANDO FREGADERO MILAN / Single lever kitchen sink faucet



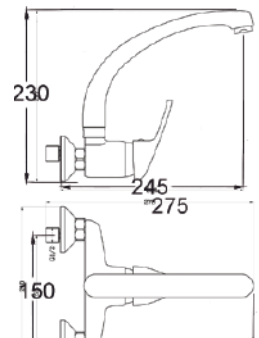
35 Ø CERAMIC
EM-00095171



22/150 H
EM-100FAHCR

ACABADOS / Finishes

CROMO / CHROME
EM-1140MICR



milan

MONOMANDO FREGADERO MILAN / Single lever kitchen sink faucet



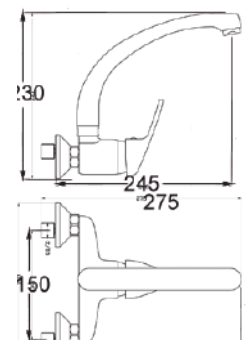
35 Ø CERAMIC
EM-00095171



22/150 H
EM-100FAHBR

ACABADOS / Finishes

BRONCE / BRONZE
EM-1140MIBR



milan plus

MONOMANDO FREGADERO MILAN PLUS / Single lever kitchen sink faucet



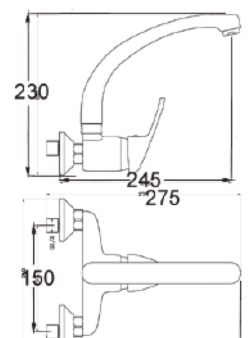
35 Ø CERAMIC
EM-101CB35E



24/150 M
EM-1100FMBR

ACABADOS / Finishes

BRONCE / BRONZE
EM-1140MBRP







EXTRAIBLES

nova

MONOMANDO FREGADERO EXTRAIBLE NOVA C/BAJO / Removable sink mixer



40 Ø CERAMIC
EM-00095172



24/150 M
EM-100FAMCR

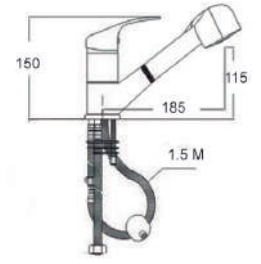


MANGO EXT.
EM-6600MAEX



ACABADOS / Finishes

CROMO / CHROME
EM-1140NEBA



nova

MONOMANDO FREGADERO EXTRAIBLE NOVA C/ALTO / Removable sink mixer



40 Ø CERAMIC
EM-00095172



24/150 M
EM-100FAMCR

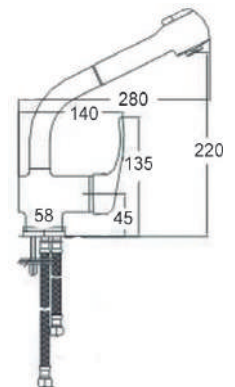


MANGO EXT.
EM-6600MAEX



ACABADOS / Finishes

CROMO / CHROME
EM-1140NEAL



aristos

MONOMANDO FREGADERO EXTRAIBLE ARISTOS / Removable sink mixer



35 Ø CERAMIC
EM-00095179

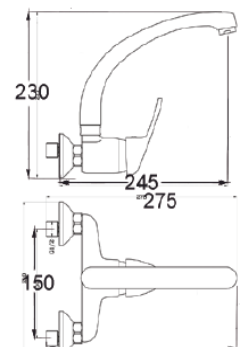


24/150 M
EM-100FAMCR



ACABADOS / Finishes

CROMO / CHROME
EM-1140AREX



galaxi



MONOMANDO FREGADERO EXTRAIBLE GALAXI / Removable sink mixer



35 Ø CERAMIC
EM-00095171



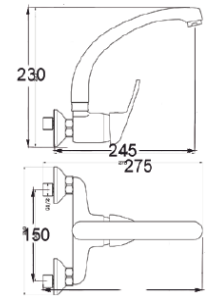
EXTRAIBLE
EM-600MEXC



FILTRO EXT.
EM-600MEXC

ACABADOS / Finishes

CROMO / CHROME
EM-1140GECU



bora



MONOMANDO FREGADERO EXTRAIBLE BORA / Removable sink mixer



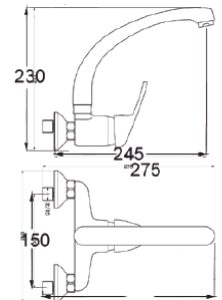
40 Ø CERAMIC
EM-00095172



24/150 M
EM-100FAMCR

ACABADOS / Finishes

CROMO / CHROME
EM-1140BORA



jara



MONOMANDO FREGADERO EXTRAIBLE JARA / Removable sink mixer



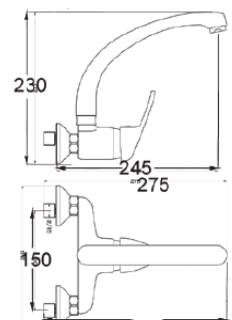
35 Ø CERAMIC
EM-00095171



24/150 M
EM-100FAMCR

ACABADOS / Finishes

CROMO / CHROME
EM-1140JARA





EXTRAIBLES



nilo

MONOMANDO FREGADERO COLUMNA NILO / Pull-out sink mixer



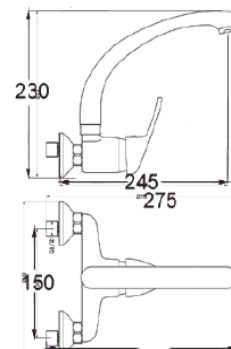
35 Ø CERAMIC
EM-00095171



EXTRAIBLE
EM-600MNILO

ACABADOS / Finishes

CROMO / CHROME
EM-1140NILO



londres

MONOMANDO FREGADERO COLUMNA LONDRES / Pull-out sink mixer



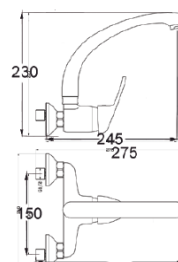
35 Ø CERAMIC
EM-00095171



EXTRAIBLE
EM-600MEXL

ACABADOS / Finishes

CROMO / CHROME
EM-1140LOND



industrial

MONOMANDO FREG. COLUMNA INDUSTRIAL DOMESTICO / Removable sink mixer



35 Ø CERAMIC
EM-00095171



24/150 M
EM-100FAMCR



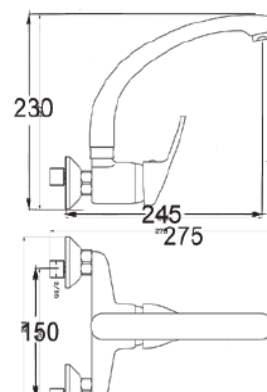
MANGO C/GATILLO
EM-6600MACL



90° CERAMIC
EM-110MOCPA

ACABADOS / Finishes

CROMO / CHROME
EM-140COLU2



**industrial
domestico**



MONOM. FREG. COLUMNA INDUSTRIAL DOMESTICO PLUS / Removable sink mixer



35 Ø CERAMIC
EM-00095171



24/150 M
EM-100FAMCR



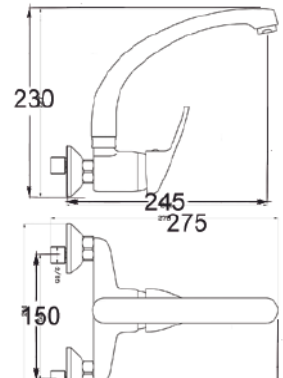
MANGO C/GATILLO
EM-6600MACL



90° CERAMIC
EM-110MOCPA

ACABADOS / Finishes

CROMO / CHROME
EM-1140COLU



columna



MONOMANDO FREGADERO COLUMNA GALAXI / Pull-out sink mixer



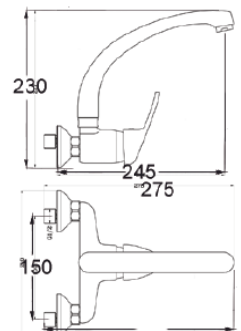
35 Ø CERAMIC
EM-00095171



EXTRAIBLE
EM-600MEXL

ACABADOS / Finishes

CROMO / CHROME
EM-1140COGA
155.00 €





ESPECIALES

abatible

MONOMANDO FREGADERO ABATIBLE / Fording sink mixer



40 Ø CERAMIC
EM-00095172



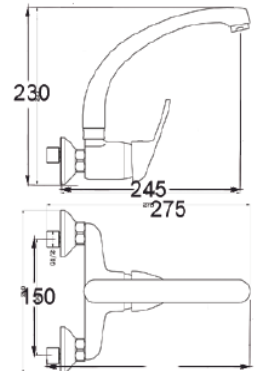
22/150 H
EM-100FAHCR



ACABADOS / Finishes

CROMO / CHROME
EM-1140ABAT

ALTURA MÁXIMA ABATIDO: 75 mm
Maximum high folded: 75 mm



abatible

MONOMANDO FREGADERO ABATIBLE FOCUS-2000 / Fording sink mixer



40 Ø CERAMIC
EM-00095172



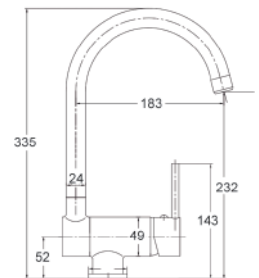
22/150 H
EM-100FAHCR



ACABADOS / Finishes

CROMO / CHROME
EM-140ABFO2

ALTURA MÁXIMA ABATIDO: 75 mm
Maximum high folded: 75 mm



gerontológico

MONOM. FREG. C/HORIZONTAL GERONTOLOGICO/ Single lever kitchen sink faucet



40 Ø CERAMIC
EM-00095172

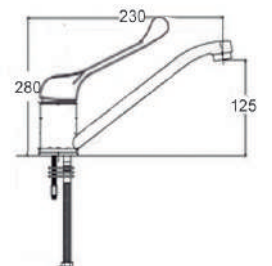


24/150 M
EM-100FAMCR



ACABADOS / Finishes

CROMO / CHROME
EM-111805CR



osmosis



MONOMANDO FREGADERO OSMOSIS 3 VÍAS / Osmosis sink mixer



35 Ø CERAMIC
EM-00095171



24/150 M
EM-100FAMCR



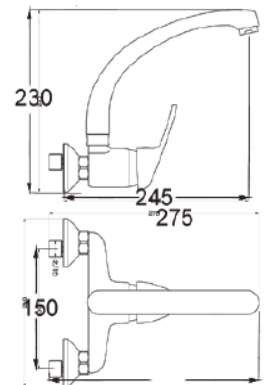
18/150 M
EM-100FAOSM



90° CERAMIC
EM-110MOCEA

ACABADOS / Finishes

CROMO / CHROME
EM-1140OSMO



osmosis



MONOMANDO FREGADERO OSMOSIS 3 VÍAS CURVO / Osmosis sink mixer



35 Ø CERAMIC
EM-00095171



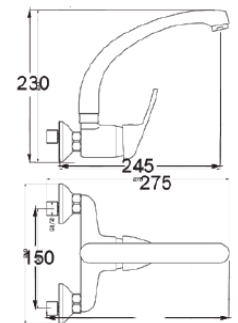
FILTRO OSMOSIS
EM-10FAOSMC



90° CERAMIC
EM-110MOCEA

ACABADOS / Finishes

CROMO / CHROME
EM-140OSMOC



osmosis



EQUIPO DE OSMOSIS / Set for osmosis

5 ETAPAS
INCLUYE GRIFO 1 AGUA /
INCLUDES 1 FAUCET
EM-810EQ5ET

5 ETAPAS CON BOMBA
INCLUYE GRIFO 1 AGUA /
INCLUDES 1 FAUCET
EM-810EQ5EB

VER REPUESTOS EN PAGINA 45



sara

MONOMANDO FREGADERO PARED SARA C/TUBO / Wall sink mixer



40 Ø CERAMIC
EM-00095172



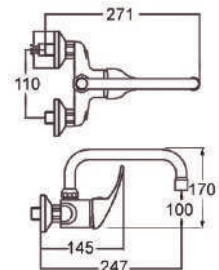
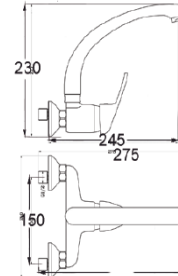
22/150 H
EM-100FAHCR



ACABADOS / Finishes

CROMO / CHROME
15 CMS
EM-1140ST15
55.00 €

CROMO / CHROME
11 CMS
EM-1140ST11
50.00 €



nova

MONOMANDO FREGADERO PARED NOVA C/CORTO / Wall sink mixer



40 Ø CERAMIC
EM-00095172



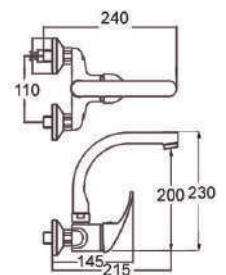
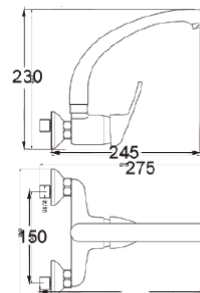
24/150 M
EM-100FAMCR



ACABADOS / Finishes

CROMO / CHROME
15 CMS
EM-1140NT15

CROMO / CHROME
11 CMS
EM-1140NT11



nova

MONOMANDO FREGADERO PARED NOVA C/FUNDIDO / Wall sink mixer



40 Ø CERAMIC
EM-00095172



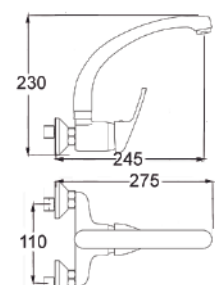
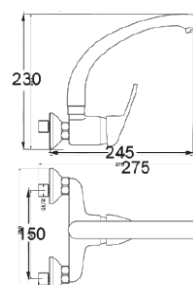
24/150 M
EM-100FAMCR



ACABADOS / Finishes

CROMO / CHROME
15 CMS
EM-1140NF15

CROMO / CHROME
11 CMS
EM-1140NF11



nova

MONOMANDO FREGADERO PARED NOVA C/BAJO / Wall sink mixer



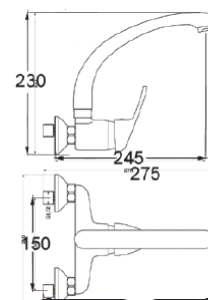
40 Ø CERAMIC
EM-00095172



24/150 M
EM-100FAMCR

ACABADOS / Finishes

CROMO / CHROME
EM-1140NPCB



gerontológico

MONOMANDO FREG. PARED GERONTOLOGICO / Wall kitchen sink faucet



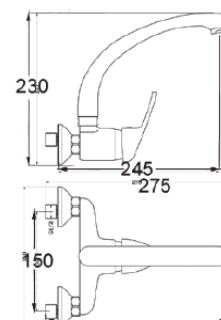
40 Ø CERAMIC
EM-00095172



24/150 M
EM-100FAMCR

ACABADOS / Finishes

CROMO / CHROME
EM-111806CR





MONOBLOCS

neoclassic

MONOBLOC FREGADERO NEOCLASSIC / Two handle sink mixer



90° CERAMIC
EM-00095280

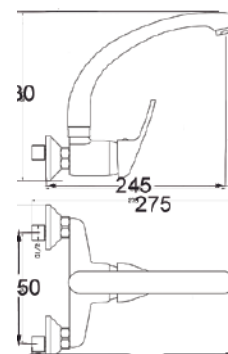


22/150 H
EM-100FAHCR



ACABADOS / Finishes

CROMO / CHROME
EM-112707CR



julia

MONOBLOC FREGADERO JULIA / Two handle sink mixer



90° CERAMIC
EM-100MOCEA

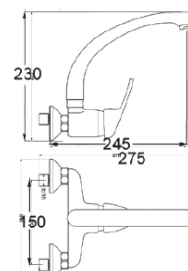


22/150 H
EM-100FAHCR



ACABADOS / Finishes

CROMO / CHROME
EM-111307CR



julia

MONOBLOC FREGADERO JULIA / Two handle sink mixe



90° CERAMIC
EM-100MOCEA

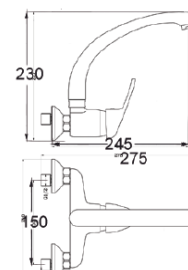


22/150 H
EM-100FAHBR



ACABADOS / Finishes

BRONCE/BRONZE
EM-111307BR



atenas



MONOBLOC FREGADERO ATENAS / Two handle sink mixer



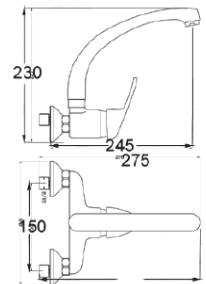
90° CERAMIC
EM-100MOCEA



24/150 M
EM-100FAMCR

ACABADOS / Finishes

CROMO/CHROME
EM-113007CR



atenas



MONOBLOC FREGADERO ATENAS / Two handle sink mixer



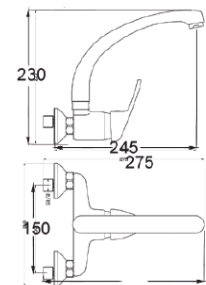
90° CERAMIC
EM-100MOCEA



24/150 M
EM-100FAMBR

ACABADOS / Finishes

BRONCE/BRONZE
EM-113007BR



epoca



MONOBLOC FREGADERO EPOCA / Two handle sink mixer



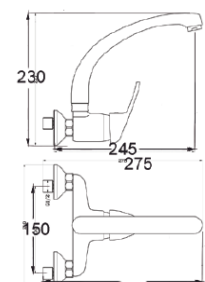
90° CERAMIC
EM-100MOCEA



24/150 M
EM-100FAMCR

ACABADOS / Finishes

CROMO/CHROME
EM-111007CR





MONOBLOCS

epoca

MONOBLOC FREGADERO EPOCA / Two handle sink mixer



90° CERAMIC
EM-100MOCEA

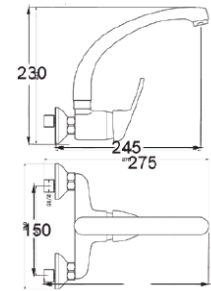


24/150 M
EM-100FAMBR



ACABADOS / Finishes

BRONCE/BRONZE
EM-111007BR



paula-1

MONOBLOC FREGADERO PAULA-1 / Two handle sink mixer



90° CERAMIC
EM-100MOCEA

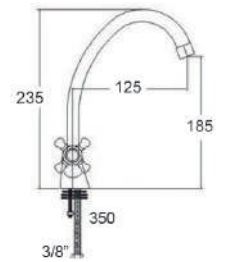


22/150 H
EM-100FAHCR



ACABADOS / Finishes

CROMO/CHROME
EM-1112T7CR



paula-3

MONOBLOC FREGADERO PAULA-3 / Two handle sink mixer



90° CERAMIC
EM-100MOCEA

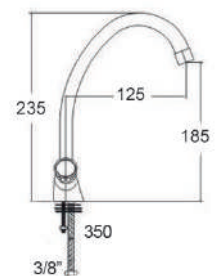


22/150 H
EM-100FAHCR



ACABADOS / Finishes

CROMO/CHROME
EM-1114T7CR



Paula-1

BATERÍA FREGADERO PARED PAULA-1 / Wall mounted sink tap



90° CERAMIC
EM-100MOCEA



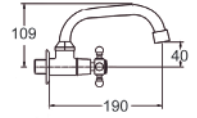
22/150 H
EM-100FAHCR



ACABADOS / Finishes

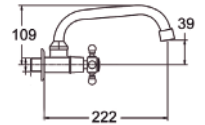
CROMO / CHROME
CAÑO CORTO
15 CMS
EM-112T5C15

CROMO / CHROME
CAÑO CORTO
11 CMS
EM-112T5C11



CROMO / CHROME
CAÑO NORMAL
15 CMS
EM-1112T515

CROMO / CHROME
CAÑO NORMAL
11 CMS
EM-1112T511



Paula-3

BATERÍA FREGADERO PARED PAULA-3 / Wall mounted sink tap



90° CERAMIC
EM-100MOCEA



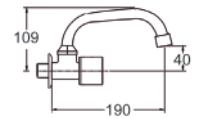
22/150 H
EM-100FAHCR



ACABADOS / Finishes

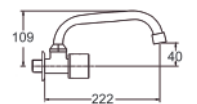
CROMO / CHROME
CAÑO CORTO
15 CMS
EM-114T5C15

CROMO / CHROME
CAÑO CORTO
11 CMS
EM-114T5C11



CROMO / CHROME
CAÑO NORMAL
15 CMS
EM-1114T515

CROMO / CHROME
CAÑO NORMAL
11 CMS
EM-1114T511





fregaderos



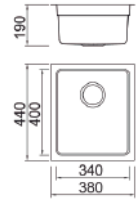
SX3844

Medidas exteriores / External measure: 380x440 mm
 Medidas interiores / Bowl measure: 340x400 mm
 Profundidad / Depth: 190 mm
 Radio / Ratio: 20 mm
 Mueble / Cabinet: 400 mm



INOX/STAINLESS
EM-36SX3844

FREG. + BANDEJA
DRAINING TRAY
EM-3SXB3844



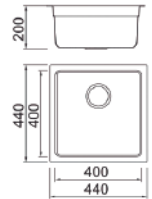
SX4444

Medidas exteriores / External measure: 440x440 mm
 Medidas interiores / Bowl measure: 400x400 mm
 Profundidad / Depth: 200 mm
 Radio / Ratio: 20 mm
 Mueble / Cabinet: 450 mm



INOX/STAINLESS
EM-36SX4444

FREG. + BANDEJA
DRAINING TRAY
EM-3SXB4444



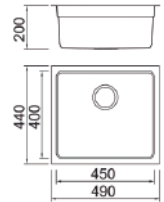
SX4944

Medidas exteriores / External measure: 490x440 mm
 Medidas interiores / Bowl measure: 450x400 mm
 Profundidad / Depth: 200 mm
 Radio / Ratio: 20 mm
 Mueble / Cabinet: 500 mm



INOX/STAINLESS
EM-36SX4944

FREG. + BANDEJA
DRAINING TRAY
EM-3SXB4944



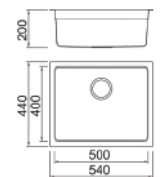
SX5444

Medidas exteriores / External measure: 540x440 mm
 Medidas interiores / Bowl measure: 500x400 mm
 Profundidad / Depth: 200 mm
 Radio / Ratio: 20 mm
 Mueble / Cabinet: 600 mm



INOX/STAINLESS
EM-36SX5444

FREG. + BANDEJA
DRAINING TRAY
EM-3SXB5444



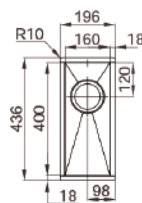


sq1943

Medidas exteriores / External measure: 196x346 mm
 Medidas interiores / Bowl measure: 160x400 mm
 Profundidad / Depth: 150 mm
 Radio / Ratio: 10 mm
 Mueble / Cabinet: 250 mm



INOX/STAINLESS
 EM-33600509

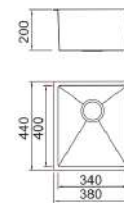


sq3844

Medidas exteriores / External measure: 376x436 mm
 Medidas interiores / Bowl measure: 340x400 mm
 Profundidad / Depth: 200 mm
 Radio / Ratio: 10 mm
 Espesor / Thickness: 1.2 mm
 Mueble / Cabinet: 400 mm



INOX/STAINLESS
 EM-33600850

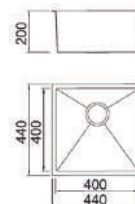


sq4444

Medidas exteriores / External measure: 436x436 mm
 Medidas interiores / Bowl measure: 400x400 mm
 Profundidad / Depth: 200 mm
 Radio / Ratio: 10 mm
 Espesor / Thickness: 1.2 mm
 Mueble / Cabinet: 450 mm



INOX/STAINLESS
 EM-33600851

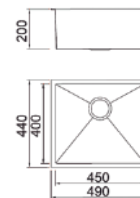


sq4944

Medidas exteriores / External measure: 486x436 mm
 Medidas interiores / Bowl measure: 450x400 mm
 Profundidad / Depth: 200 mm
 Radio / Ratio: 10 mm
 Espesor / Thickness: 1.2 mm
 Mueble / Cabinet: 500 mm



INOX/STAINLESS
 EM-33600852

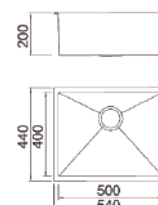


sq5444

Medidas exteriores / External measure: 536x436 mm
 Medidas interiores / Bowl measure: 500x400 mm
 Profundidad / Depth: 200 mm
 Radio / Ratio: 10 mm
 Espesor / Thickness: 1.2 mm
 Mueble / Cabinet: 600 mm

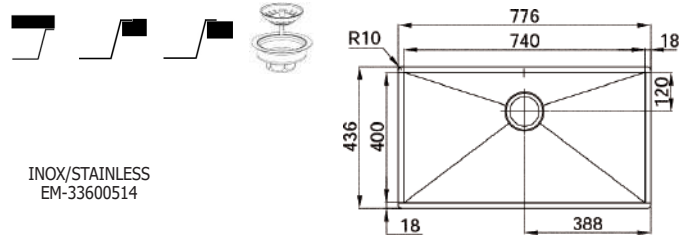


INOX/STAINLESS
 EM-33600853

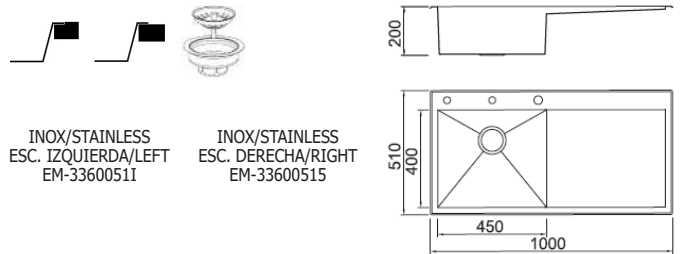


sq7743

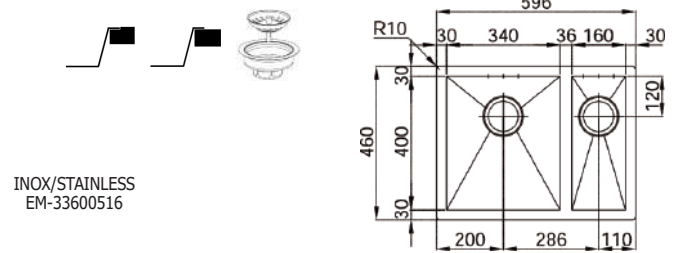
Medidas exteriores / External measure: 776x436 mm
 Medidas interiores / Bowl measure: 740x400 mm
 Profundidad / Depth: 200 mm
 Radio / Ratio: 10 mm
 Mueble / Cabinet: 90 mm

**sq10050**

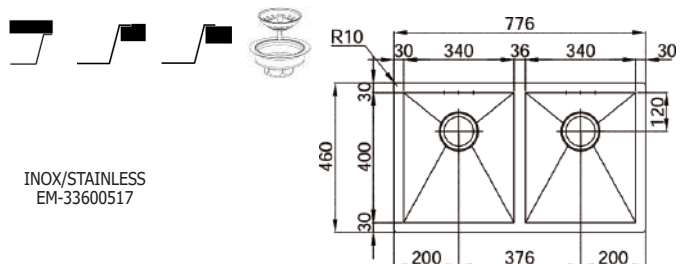
Medidas exteriores / External measure: 1000x510 mm
 Medidas interiores / Bowl measure: 450x400 mm
 Profundidad / Depth: 200 mm
 Radio / Ratio: 10 mm
 Espesor / Thickness: 1.2 mm
 Mueble / Cabinet: 600 mm

**dq5946**

Medidas exteriores / External measure: 596x460 mm
 Medidas interiores / Bowl measure: 340x400/160x400 mm
 Profundidad / Depth: 200/150 mm
 Radio / Ratio: 10 mm
 Mueble / Cabinet: 600 mm

**dq7746**

Medidas exteriores / External measure: 776x460 mm
 Medidas interiores / Bowl measure: 340x400/340x400 mm
 Profundidad / Depth: 200 mm
 Radio / Ratio: 10 mm
 Mueble / Cabinet: 800 mm



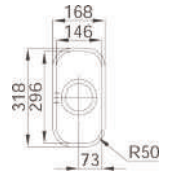


SU1732

Medidas exteriores / External measure: 168x318 mm
 Medidas interiores / Bowl measure: 146x296 mm
 Profundidad / Depth: 150 mm
 Mueble / Cabinet: 250 mm



INOX/STAINLESS
 EM-33600687

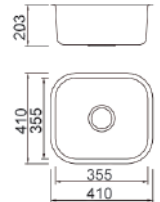


SU4040

Medidas exteriores / External measure: 410x410 mm
 Medidas interiores / Bowl measure: 355x355 mm
 Profundidad / Depth: 203 mm
 Mueble / Cabinet: 45 mm



INOX/STAINLESS
 EM-30360054

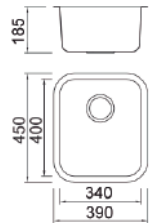


SU4045

Medidas exteriores / External measure: 390x450 mm
 Medidas interiores / Bowl measure: 340x400 mm
 Profundidad / Depth: 185 mm
 Mueble / Cabinet: 450 mm



INOX/STAINLESS
 EM-33600706

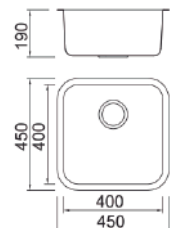


SU4545

Medidas exteriores / External measure: 450x450 mm
 Medidas interiores / Bowl measure: 400x400 mm
 Profundidad / Depth: 190 mm
 Mueble / Cabinet: 500 mm



INOX/STAINLESS
 EM-33600633

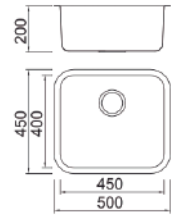


SU5045

Medidas exteriores / External measure: 500x450 mm
 Medidas interiores / Bowl measure: 450x400 mm
 Profundidad / Depth: 200 mm
 Mueble / Cabinet: 60 mm



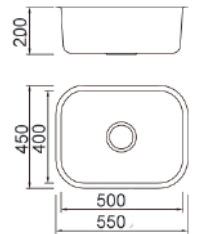
INOX/STAINLESS
 EM-33600628

**SU5545**

Medidas exteriores / External measure: 550x450 mm
 Medidas interiores / Bowl measure: 500x400 mm
 Profundidad / Depth: 200 mm
 Mueble / Cabinet: 600 mm



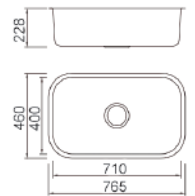
INOX/STAINLESS
 EM-33600629

**SU7746**

Medidas exteriores / External measure: 765x460 mm
 Medidas interiores / Bowl measure: 710x400 mm
 Profundidad / Depth: 228 mm
 Mueble / Cabinet: 800 mm



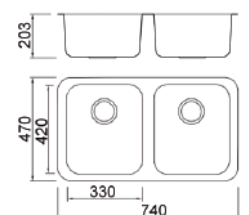
INOX/STAINLESS
 EM-33600662

**du7447**

Medidas exteriores / External measure: 740x470 mm
 Medidas interiores / Bowl measure: 330x420/330x420 mm
 Profundidad / Depth: 203 mm
 Mueble / Cabinet: 900 mm



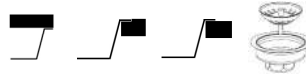
INOX/STAINLESS
 EM-33607447



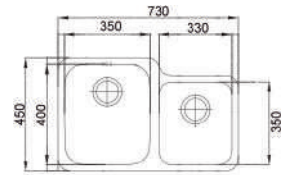


du7345

Medidas exteriores / External measure: 730x450 mm
 Medidas interiores / Bowl measure: 350x400/330x350 mm
 Profundidad / Depth: 203 mm
 Mueble / Cabinet: 80 mm



INOX/STAINLESS
 EM-33607345

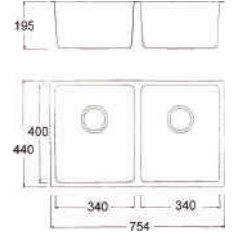


du7544

Medidas exteriores / External measure: 750x440 mm
 Medidas interiores / Bowl measure: 340x400/340x400 mm
 Profundidad / Depth: 195 mm
 Radio / Ratio: 20 mm
 Mueble / Cabinet: 800 mm



INOX/STAINLESS
 EM-30360857

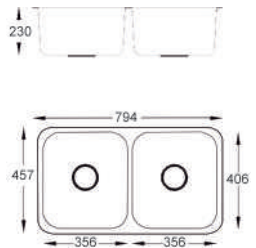


du7946

Medidas exteriores / External measure: 794x456 mm
 Medidas interiores / Bowl measure: 356x406/356x406 mm
 Profundidad / Depth: 230 mm
 Mueble / Cabinet: 900 mm



INOX/STAINLESS
 EM-30360057



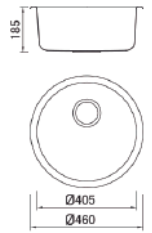


se4646

Medidas exteriores / External measure: 460 Ø mm
Medidas interiores / Bowl measure: 405 Ø mm
Profundidad / Depth: 185 mm
Mueble / Cabinet: 500 mm



INOX/STAINLESS
EM-33600656

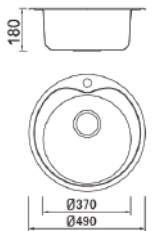


se4848

Medidas exteriores / External measure: 490 Ø mm
Medidas interiores / Bowl measure: 370 Ø mm
Profundidad / Depth: 180 mm
Mueble / Cabinet: 500 mm



INOX/STAINLESS
EM-33600657

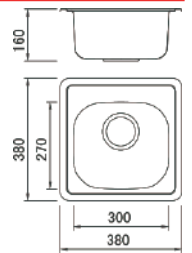


se3838

Medidas exteriores / External measure: 380x380 mm
Medidas interiores / Bowl measure: 300x270 mm
Profundidad / Depth: 160 mm
Mueble / Cabinet: 400 mm



INOX/STAINLESS
EM-33600655

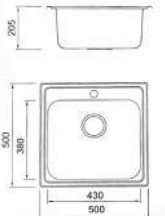


se5050

Medidas exteriores / External measure: 500x500 mm
Medidas interiores / Bowl measure: 430x380 mm
Profundidad / Depth: 205 mm
Mueble / Cabinet: 500 mm



INOX/STAINLESS
EM-33600605

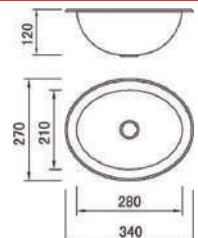


**r340
lavabo**

Medidas exteriores / External measure: 340x270 mm
Medidas interiores / Bowl measure: 280x210 mm
Profundidad / Depth: 120 mm



INOX/STAINLESS
EM-33600634



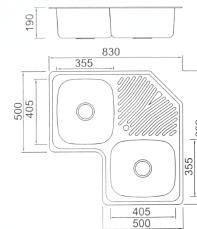


de8383

Medidas exteriores / External measure: 830x830 mm
Medidas interiores / Bowl measure: 405x355/405x355 mm
Profundidad / Depth: 190 mm
Mueble / Cabinet: 900x900 mm



INOX/STAINLESS
EM-33600600

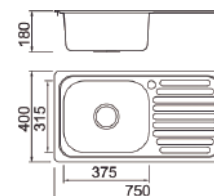


se7540

Medidas exteriores / External measure: 750x400 mm
Medidas interiores / Bowl measure: 375x315 mm
Profundidad / Depth: 180 mm
Mueble / Cabinet: 450 mm



INOX/STAINLESS
EM-33600645

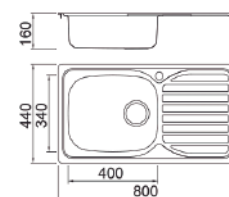


se8044

Medidas exteriores / External measure: 800x440 mm
Medidas interiores / Bowl measure: 400x340 mm
Profundidad / Depth: 160 mm
Mueble / Cabinet: 500 mm



INOX/STAINLESS
EM-33600646

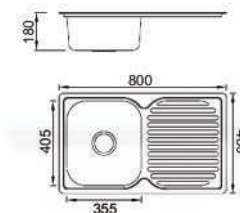


se8048

Medidas exteriores / External measure: 800x480 mm
Medidas interiores / Bowl measure: 405x355 mm
Profundidad / Depth: 180 mm
Mueble / Cabinet: 500 mm



INOX/STAINLESS
EM-33600648

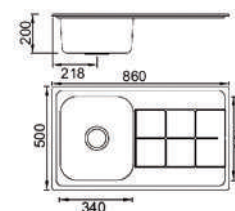


se8650

Medidas exteriores / External measure: 860x500 mm
Medidas interiores / Bowl measure: 340x400 mm
Profundidad / Depth: 200 mm
Mueble / Cabinet: 450 mm

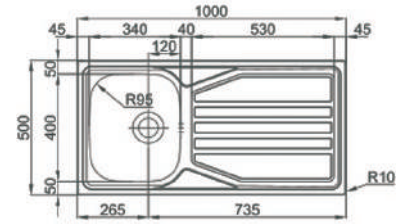


INOX/STAINLESS
EM-33600636

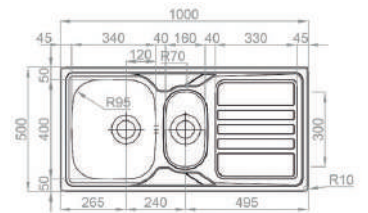


se10050

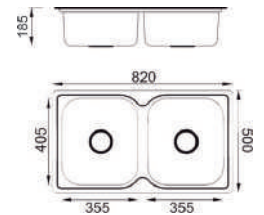
Medidas exteriores / External measure: 1000x500 mm
 Medidas interiores / Bowl measure: 340x400 mm
 Profundidad / Depth: 160 mm
 Mueble / Cabinet: 450 mm

**de10050**

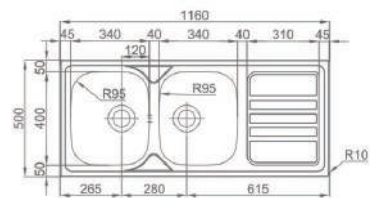
Medidas exteriores / External measure: 1000x500 mm
 Medidas interiores / Bowl measure: 340x400/160x300 mm
 Profundidad / Depth: 160/90 mm
 Mueble / Cabinet: 600 mm

**de8250**

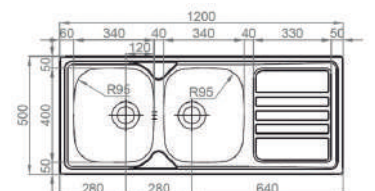
Medidas exteriores / External measure: 820x500 mm
 Medidas interiores / Bowl measure: 355x405/355x405 mm
 Profundidad / Depth: 185 mm
 Mueble / Cabinet: 90 mm

**de11650**

Medidas exteriores / External measure: 1160x500 mm
 Medidas interiores / Bowl measure: 340x400/340x400 mm
 Profundidad / Depth: 150 mm
 Mueble / Cabinet: 800 mm

**de12050**

Medidas exteriores / External measure: 1200x500 mm
 Medidas interiores / Bowl measure: 340x400/340x400 mm
 Profundidad / Depth: 150 mm
 Mueble / Cabinet: 800 mm





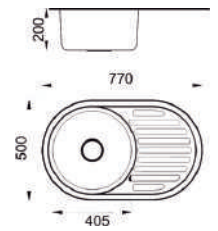
se7750



Medidas exteriores / External measure: 770x500 mm
 Medidas interiores / Bowl measure: 405 Ø mm
 Profundidad / Depth: 200 mm
 Mueble / Cabinet: 500 mm



INOX/STAINLESS
 EM-33600644



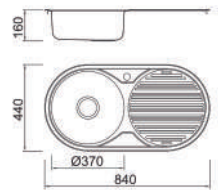
se8444



Medidas exteriores / External measure: 840x440 mm
 Medidas interiores / Bowl measure: 370 Ø mm
 Profundidad / Depth: 160 mm
 Mueble / Cabinet: 450 mm



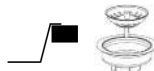
INOX/STAINLESS
 EM-36600607



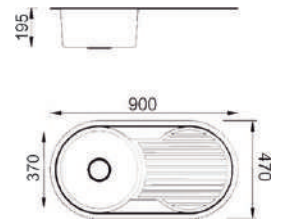
se9047



Medidas exteriores / External measure: 900x470 mm
 Medidas interiores / Bowl measure: 370 Ø mm
 Profundidad / Depth: 195 mm
 Mueble / Cabinet: 450 mm



INOX/STAINLESS
 EM-33600642



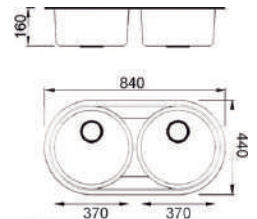
de8444



Medidas exteriores / External measure: 840x440 mm
 Medidas interiores / Bowl measure: 370/370 Ø mm
 Profundidad / Depth: 160 mm
 Mueble / Cabinet: 900 mm



INOX/STAINLESS
 EM-33600640



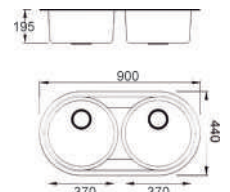
de9047



Medidas exteriores / External measure: 900x470 mm
 Medidas interiores / Bowl measure: 370/370 Ø mm
 Profundidad / Depth: 195 mm
 Mueble / Cabinet: 900 mm



INOX/STAINLESS
 EM-33600641



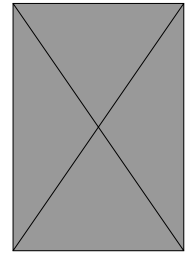
sp5050



Medidas exteriores / External measure: 510x510 mm
Medidas interiores / Bowl measure: 340x365 mm
Profundidad / Depth: 150 mm
Mueble / Cabinet: 500 mm



INOX/STAINLESS
EM-33600618



sp8050

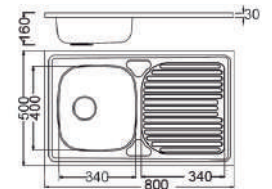


Medidas exteriores / External measure: 800x500 mm
Medidas interiores / Bowl measure: 350x400 mm
Profundidad / Depth: 160 mm
Mueble / Cabinet: 800 mm



INOX/STAINLESS
ESCURRIDOR IZQUIERDA
LEFT DRAINER
EM-336614IZ

INOX/STAINLESS
ESCURRIDOR DERECHA
RIGHT DRAINER
EM-336614DH



sp9050

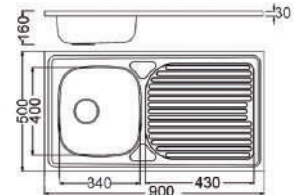


Medidas exteriores / External measure: 900x500 mm
Medidas interiores / Bowl measure: 340x400 mm
Profundidad / Depth: 160 mm
Mueble / Cabinet: 900 mm



INOX/STAINLESS
ESCURRIDOR IZQUIERDA
LEFT DRAINER
EM-336615IZ

INOX/STAINLESS
ESCURRIDOR DERECHA
RIGHT DRAINER
EM-336615DH



sp10050

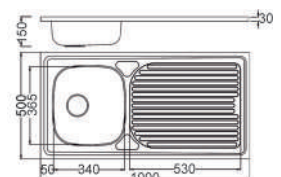


Medidas exteriores / External measure: 1000x500 mm
Medidas interiores / Bowl measure: 340x365 mm
Profundidad / Depth: 150 mm
Mueble / Cabinet: 1000 mm



INOX/STAINLESS
ESCURRIDOR IZQUIERDA
LEFT DRAINER
EM-336612IZ

INOX/STAINLESS
ESCURRIDOR DERECHA
RIGHT DRAINER
EM-336612DH

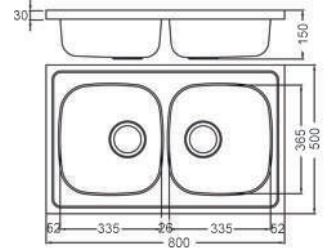




dp8050



Medidas exteriores / External measure: 800x500 mm
 Medidas interiores / Bowl measure: 335x365/335x365 mm
 Profundidad / Depth: 150 mm
 Mueble / Cabinet: 800 mm

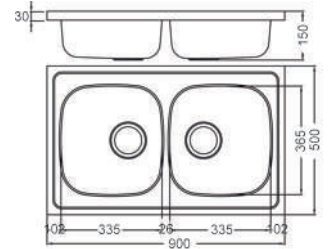


INOX/STAINLESS
EM-33600616

dp9050



Medidas exteriores / External measure: 900x500 mm
 Medidas interiores / Bowl measure: 335x365/335x365 mm
 Profundidad / Depth: 150 mm
 Mueble / Cabinet: 900 mm

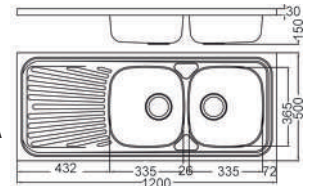


INOX/STAINLESS
EM-33600617

dp12050



Medidas exteriores / External measure: 1200x500 mm
 Medidas interiores / Bowl measure: 335x365/335x365 mm
 Profundidad / Depth: 150 mm
 Mueble / Cabinet: 1200 mm



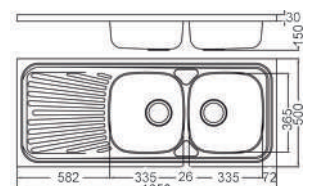
INOX/STAINLESS
ESCURRIDOR IZQUIERDA
LEFT DRAINER
EM-336611IZ

INOX/STAINLESS
ESCURRIDOR DERECHA
RIGHT DRAINER
EM-336611DH

dp13550



Medidas exteriores / External measure: 1350x500 mm
 Medidas interiores / Bowl measure: 335x365/335x365 mm
 Profundidad / Depth: 150 mm
 Mueble / Cabinet: 900+450 mm



INOX/STAINLESS
ESCURRIDOR IZQUIERDA
LEFT DRAINER
EM-336620IZ

INOX/STAINLESS
ESCURRIDOR DERECHA
RIGHT DRAINER
EM-336620DH



complementos
y repuestos



bandeja

BANDEJA ESCURRIDOR INOXIDABLE / Stainless tray

INOX/STAINLESS
398x230x55
EM-33600700



dosificador

DOSIFICADOR JABÓN / Soap dispenser

REDONDO/ROUND
EM-33600673

CUADRADO/SQUARE
EM-33600674



pasta

TUBO PASTA PULIMENTO ACERO INOXIDABLE / Metal polish

EM-33600694



sifón

SIFON DOBLE CON VÁLVULAS / Double siphon with valves

EM-33600678



sifón

SIFON DOBLE SIN VÁLVULAS / Double siphon

EM-33600876



sifón

SIFON DOBLE SALVAESPACIOS SIN VÁLVULAS RD / Double save spaces siphon

novedad

EM-33600744



sifón

SIFON SENCILLO SALVAESPACIOS SIN VÁLVULA / Save spaces siphon

novedad

EM-33600505



sifón

SIFON SENCILLO SALVAESPACIOS CON TOMA SIN VÁLVULA / Save spaces siphon

novedad

EM-33600705



sifón

SIFON SENCILLO CON VÁLVULA / Siphon with valve

EM-33600676



válvula

VÁLVULA CESTA CON REBOSADERO WF-1 115mm / Waste valve

EM-33600682



válvula

novedad

VÁLVULA CESTA CON REBOSADERO CUADRADA / Square waste valve

EM-336VRBC



válvula

VÁLVULA CESTA W-1 115mm / Waste valve

EM-33600681



cesta

TAPÓN CESTA VÁLVULA FREGADERO / Plug basket sink

EM-33600621



cesta

TAPÓN CESTA VÁLVULA FREGADERO TEKA (ANTIGUA) / Plug basket sink

EM-33600622



cesta

novedad

TAPÓN CESTA VÁLVULA FREGADERO CUADRADA / Plug basket sink

EM-336TFCD



membrana

novedad

MEMBRANA OSMOSIS / Osmosis membrane

EM-8810MEMB



postfiltro

novedad

POSTIFILTRO CARBON OSMOSIS / Carbon postfilter

EM-8810PFCO



cartuchos

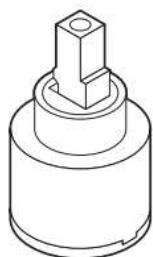
novedad

KIT RECAMBIO CARTUCHOS OSMOSIS CON POSTIFILTRO / Cartridge replacement kit

EM-206CROC2

cartuchos

CARTUCHOS / Ceramic disc cartridges



REFERENCIA / Reference

ARTICULO / Article

EM-00095179	REPUESTO: CARTUCHO MON. 25 Corto
EM-00095379	REPUESTO: CARTUCHO MON. 25 Largo
EM-00PROG35	REPUESTO: CARTUCHO MON. 35 Progresivo
EM-00095173	REPUESTO: CARTUCHO MON. Alto 35m/m
EM-00095174	REPUESTO: CARTUCHO MON. Alto 40m/m
EM-00095171	REPUESTO: CARTUCHO MON. Bajo 35m/m
EM-00095172	REPUESTO: CARTUCHO MON. Bajo 40m/m

filtros

FILTROS AIREADORES / Aerator filters



REFERENCIA / Reference

ARTICULO / Article

EM-100FAHCR	REPUESTO: FILTRO AIR. M/18 Cromo R/H
EM-100FAHCR	REPUESTO: FILTRO AIR. M/20 Cromo R/H
EM-100FAMAR	REPUESTO: FILTRO AIREADOR Aristos
EM-1100FHBR	REPUESTO: FILTRO AIREADOR Bronce R/H
EM-1100FMBR	REPUESTO: FILTRO AIREADOR Bronce R/M
EM-100FARCR	REPUESTO: FILTRO AIREADOR C/ROT. Cromo
EM-10FARHCR	REPUESTO: FILTRO AIREADOR C/ROT. Hembr
EM-100FAHCR	REPUESTO: FILTRO AIREADOR Cromo R/H
EM-100FAMCR	REPUESTO: FILTRO AIREADOR Cromo R/M
EM-100FAOSM	REPUESTO: FILTRO AIREADOR MON. Osmos
EM-10FAOSMC	REPUESTO: FILTRO AIREADOR Osmosis Curv
EM-100FAPCR	FILTRO AIREADOR (PROLONGADOR-FLEXO)

monturas

MONTURAS CERAMICAS / Fast 90° brass cartridge



REFERENCIA / Reference

ARTICULO / Article

EM-110MOCEA	REPUESTO: MONTURA CER. (1/4 Vuelta) AZ
EM-110MOCER	REPUESTO: MONTURA CER. (1/4 Vuelta) RJ
EM-110MOCPA	REPUESTO: MONTURA CER. MOD. PAULA
EM-00095280	REPUESTO: MONTURA CER. Neoclastic (SE)
EM-1101MCOM	REPUESTO: MONTURA CER. Omega
EM-1101MOST	REPUESTO: MONTURA CER. Standard

mangos

MANGOS / Hand shower



REFERENCIA / Reference

ARTICULO / Article

EM-6600MACL	MANGO FREG. COLUMNA IND. (PISTOLA)
EM-6600MAEX	MANGO FREG. EXTRAIBLE (NORMAL)
EM-600MAEXG	MANGO FREG. COLUMNA GALAXI
EM-600MAEXL	MANGO FREG. COLUMNA LONDRES
EM-600MNILO	MANGO FREG. COLUMNA NILO
EM-1115MARB	MANGO FREG. EXTRAIBLE BORA

flexos

FLEXOS EXTRAIBLES / Flexible hose connector



REFERENCIA / Reference

ARTICULO / Article

EM-6600EXTR	FLEXO MONOM. FREG. EXTRAIBLE (NORMAL)
EM-600EX3/8	FLEXO MONOM. FREG. EXTRAIBLE 3/8
EM-600EXTG	FLEXO MONOM. FREG. COLUMNA GALAXI
EM-6600EXCO	FLEXO MONOM. FREG. EXT. MACHO-MACHO
EM-6600INDU	FLEXO MONOM. FREG. COLUMNA IND. 70 H-H
EM-6600C1M	FLEXO MONOM. FREG. COLUMNA H-H 1m.
EM-6600INPQ	FLEXO MON. FREG. COLUMNA M-H IND. 55cms.

Para consultas de cualquier otro tipo de repuesto de nuestras griferias le rogamos se ponga en contacto con nuestro departamento comercial

For inquiries of any other parts of our faucets please contact our sales department



GARANTIA / WARRANTY

- Todos nuestros modelos de grifería, están garantizados por 2 años, (según la normativa europea vigente) a partir de la fecha de nuestra facturación al cliente. Con excepción a los modelos de acabado especial cuya garantía es de 1 año.

- LA GARANTÍA AMPARA:

- 1 - Defectos de material, poros, fisuras, grietas, deformaciones.
- 2 - Defectos de acabado, faltas de pulido, rayas.
- 3 - Defectos de acabado superficial, exfoliaciones, manchas, falta de cromo.
- 4 - Defectos de fabricación, roscas incorrectas, taladros defectuosos, rebajas.
- 5 - Defectos de montaje, ausencia de elementos internos, juntas deterioradas, piezas defectuosas.

- LA GARANTÍA EXCLUYE:

- 1 - Instalación incorrecta.
- 2 - Desgastes ocasionados por elementos químicos añadidos o contenidos en el agua.
- 3 - Mantenimiento incorrecto, tanto interno como externo, éste último derivado de limpieza ó contacto con productos inadecuados ó abrasivos.
- 4 - Desperfectos ocasionados por roces, caídas, golpes, señales de mordaza u otras herramientas.
- 5 - Deterioro de mecanismos, juntas y demás partes móviles, por elementos extraños conducidos por el agua.

- All our models of taps, are warranted for 2 years (according to European legislation) from our customer billing date, except special finish models whose warranty is 1 year.

- WARRANTY COVERS:

- 1 - Material defects, pores, cracks, deformations.
- 2 - Finish defects, faults polishing, stripes.
- 3 - Surfacing defect finished, stains, missing chrome.
- 4 - Manufacturing defects, wrong threads, defectives holes, discounts.
- 5 - Mounting defects, lack of internal elements, damaged gaskets, defective parts.

- THE WARRANTY EXCLUDES:

- 1 - Incorrect instalation.
- 2 - Scuffs caused by chemicals or additives contained in the water.
- 3 - Improper maitenance, internal and external, the latter derived from clean or inappropriate contact with products or abrasives.
- 4 - Damages caused by scratches, drops, bumps, signs jaw or other tools.
- 5 - Deterioration mechanims, seals and other moving parts, driven by foreign elements by water.



CONDICIONES DE VENTA / CONDITIONS OF SALE

- VALIDEZ:

- Este Catálogo-Tarifa, anula y sustituye a los anteriores, pudiendo sufrir variación si las circunstancias del mercado lo justifican, tanto en productos como en precios.

- PEDIDOS:

- Los pedidos directos e indirectos, sólo nos obliga a nuestro cumplimiento, si se respetan los precios, condiciones, etc., vigentes y son aceptados por ESMEBRA S. L. Los pedidos deberán realizarse siempre por escrito, siendo recomendado, hacerlo siempre por fax, email, o en su lugar a nuestro Agente, para evitar posibles errores de entendimiento.

- ENTREGA:

- La mercancía se considera entregada en la fecha de salida de nuestro almacén, bien personalmente o por transportista.

- TRANSPORTE:

- Esmebra S. L. entregará el material en la dirección del cliente o en la dirección de entrega especificada en el pedido. En caso de que la mercancía sufriera daños, el cliente deberá notificarlo en las 48 horas siguientes a la recepción de la misma, para que la empresa reponga el producto. Si el cliente no lo comunica en dicho plazo, la empresa no se hará cargo de los daños.

- PORTES PAGADOS.

- Se concederán para pedidos superiores a 300.00 € netos.

- Los envíos solicitados con URGENCIA o con otra agencia distinta a la concertada por ESMEBRA S. L. serán siempre por cuenta del comprador, sea la cuantía que sea.

- RECLAMACIONES-DEVOLUCIONES:

- No se admitirá la devolución de mercancía sin previo consentimiento del personal autorizado de ESMEBRA S. L., por lo que sin dicha autorización se entenderá improcedente la devolución.

Solo el departamento cualificado podrá autorizar la orden de recogida.

El material devuelto debe estar en las mismas condiciones que presentaba en la entrega.

Todas las devoluciones serán con los portes a cargo del comprador.

La mercancía debe enviarse a nuestros almacenes acompañada de una copia de la factura de compra. No se admitirá ninguna devolución de material transcurridos 15 días de la entrega de la misma.

No se admitirá ninguna devolución de material que no figure en este catálogo.

- PAGOS:

- CONTADO: Contra-reembolso

- APLAZADO: Giro máximo 60 días f. f.; salvo acuerdos específicos.

- PAGARES: Queda ANULADA esta forma de pago.

- El impago de cualquier efecto o recibo, conllevará la inmediata suspensión de suministros y servicios.

- GARANTÍA:

- La mercancía está garantizada según la normativa europea vigente. La garantía no cubre deterioros no imputables al producto, o derivados de negligencia en manipulación o uso inapropiado.

Queda limitada pura y simplemente al reemplazo de la(s) pieza(s), que se consideren como defecto de fabricación, sin indemnización alguna.

- JURISDICCIÓN:

- Estas condiciones se consideran aceptadas por el cliente desde el momento que realiza su pedido.

Para cualquier cuestión que pueda derivarse de la relación comercial con la empresa, las partes se someten expresamente a los Juzgados y Tribunales de la ciudad de Córdoba (España), renunciando a cualquier otro fuero que pudiera corresponderle.

- VALIDITY:

- This Catalogue-Rate, void and replaced the previous ones, it can suffer variations if circumstances justified by market, both in products and prices.

- ORDERS:

- The direct and indirect orders, only forces us to our compliance, if prices are respected, conditions, etc., currents and are accepted by ESMEBRA S. L. The orders shall be done written, being recommended, always do it by fax, email, or instead by our agent, to avoid possible errors of understanding.

- DELIVERY:

- The goods are considered delivered on the day of departure from our warehouse, either personally or carrier.

- TRANSPORT:

- Esmebra S. L. will deliver the material in the direction of the client or the specified delivery address when ordering. If the goods are damaged, the customer must notify within 48 hours of receipt thereof, for both company replace the product. If the customer don't give notice within that period, the company will not pay the damages.

- RECLAMATIONS-DEVOLUTIONS:

- The return of goods shall be allowed without prior consent of authorized personnel of ESMEBRA S.L. so without such authorization shall improper return. Only qualified department may permit order listed.

The returned material must be in the same conditions that this had on delivery.

All returns will be with return postage paid by the buyer.

The goods must be sent to our warehouses accompanied by a copy of the invoice.

We don't accept return material within 15 days of delivery.

We don't accept return material not listed in this catalog.

- PAYMENTS:

- CASH: Cash on delivery

- DEFERRED PAYMENT: Net 60 days maximum, unless specific agreements.

- PROMISORY NOTES: This form of payment is VOID.

- Non-payment of any effect or receipt, will lead to the immediate suspension of supplies and services.

- WARRANTY:

- The goods is guaranteed according to the current european normative. The warranty does not cover damage not attributable to the product, or arising out of negligence in handling or improper use. It's limited to the replacement of the part(s) that we consider as a manufacturing defect, without any compensation.

- JURISDICTION:

-These terms are considered accepted by the customer when placing your order. For any issue that might arise from the commercial relation with the company, the parties expressly submit to the courts and tribunals of the city of Córdoba (Spain), renunciando a any other jurisdiction that may correspond.